

CB350 RS

*Live
your story*



Gyan Motors
CIRCULAR ROAD, NEAR BUS STAND
FARIDKOT-151203
01639251200



CB

**is the
Answer**

The dreams we all have about motorcycles.

That's been our pursuit over the years.

**And what we have achieved, is the history of the evolution of CB,
a motorcycle that has always been alongside our customers.**

**Performance, technology, and unrivalled reliability – this is where we've
devoted every bit of passion and wisdom.**

We think that's why CB evokes emotion and brings so much joy.

**The ambition and pride to meet the desire of riders
are contained in this motorcycle.**

And we're not going to stop.

CB is the answer to your dreams.

**CB350
RS**



They say history is a mirror to the future. Get ready to rewrite it all with an exciting new chapter from the historic CB legacy. The new Honda CB350RS is here, it's a call for you to ride and live your story.

*Live
your story*

CB350RS

DESIGNED FOR ALL STORIES

With a massive sporty design and aggressive styling, this motorcycle has taken the classic styling and added a modern twist. Truly elegant and contemporary, the design calls out the ones who are looking for a motorcycle to live their story in style.

DUAL TONE FUEL TANK

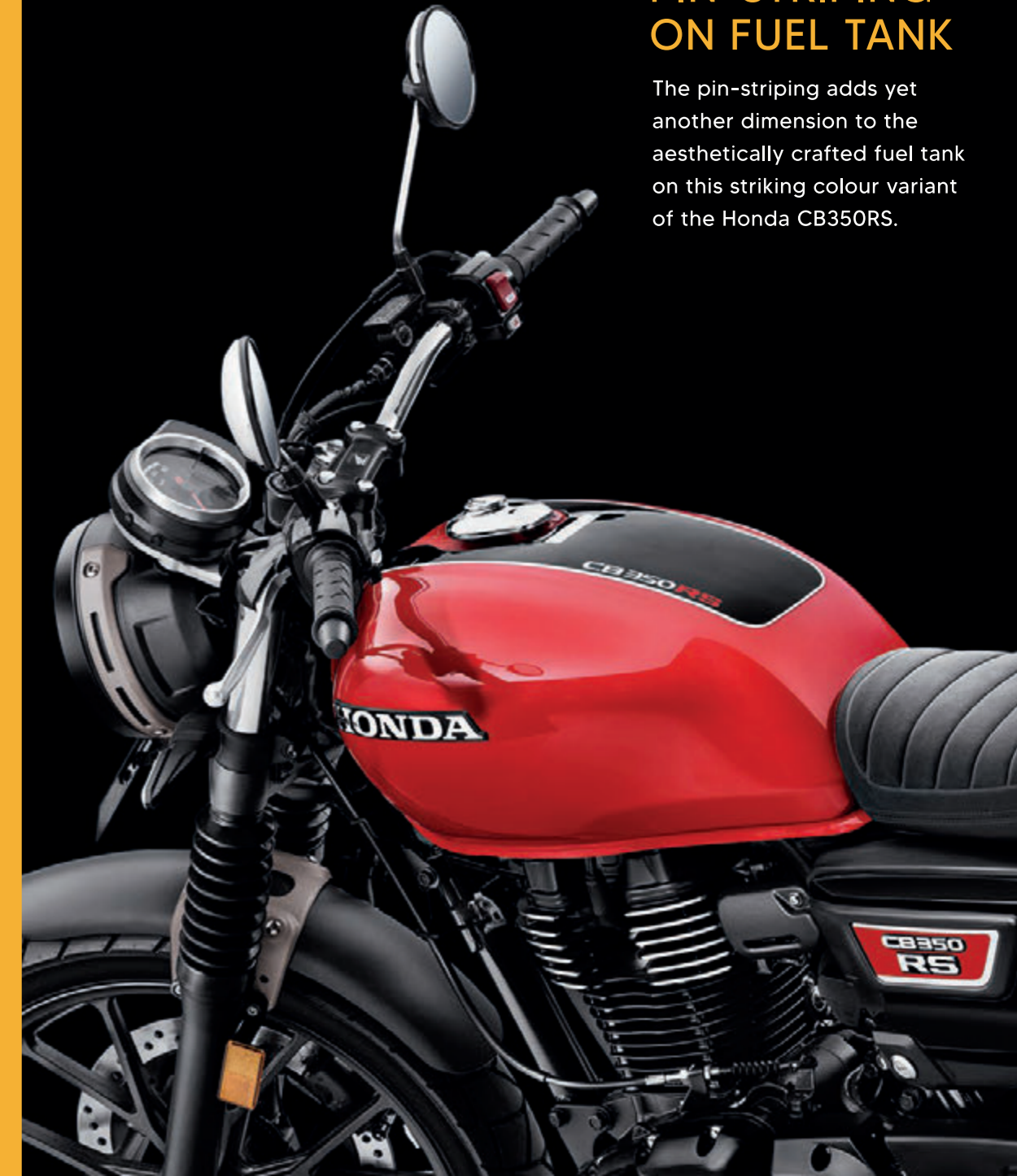
The strikingly good-looking dual tone fuel tank sports the Honda badge, perfectly blending the CB legacy and futuristic design.

MASSIVE, SHAPED AND SPORTY TO FIT YOUR STORY

PIN-STRIPING ON FUEL TANK

The pin-striping adds yet another dimension to the aesthetically crafted fuel tank on this striking colour variant of the Honda CB350RS.

**CB350
RS**





7 Y-SHAPED FRONT ALLOY WHEEL

The 7 Y-shaped front alloy wheel not only lends the motorcycle a distinctive look seen on modern roadsters, but also makes it clear that it is ready to lead you through the twists and turns of your story.

**CB350
RS**

HEADLAMP RING

The headlamp is accentuated with a ring, amping up the style quotient of the motorcycle.



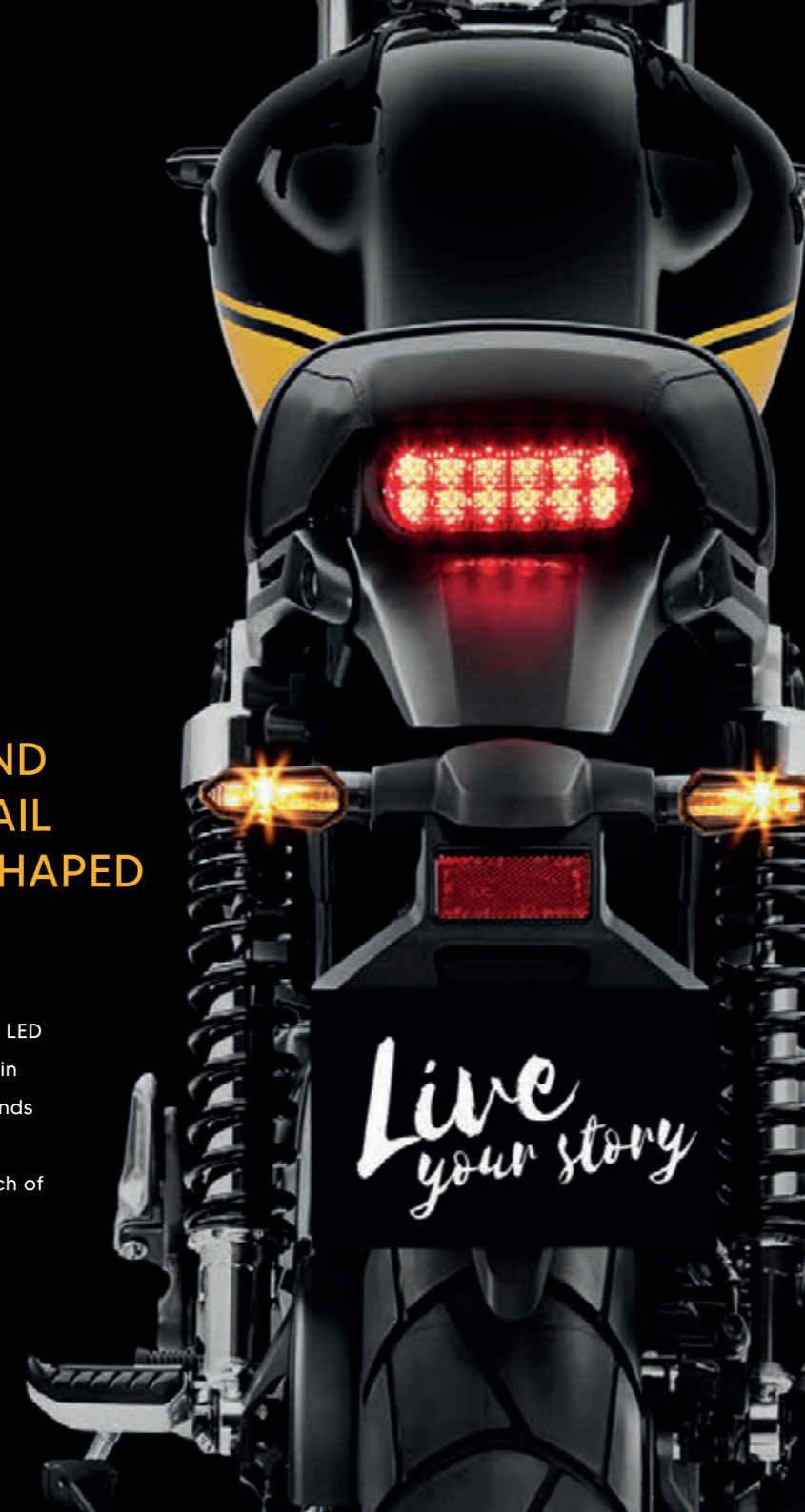
YOUR STORY SHINES WITH CHROME

Every story is unique, and so is this motorcycle. The intelligent use of chrome on the rear-view mirrors makes sure heads will always turn when you pass by.



LED HEADLAMP AND UNDERSEAT LED TAIL LAMP WITH EYE-SHAPED LED WINKERS

Exclusively designed round-shaped LED headlamp, complimented by eye-shaped LED wipers, makes sure that you get around in style. The underseat full LED tail lamp stands out both on the elegance as well as the placement front, adding yet another touch of class and truly lighting up your story.



CB350 RS



SPORTY GRAB RAIL

Even the smallest parts of this motorcycle have been designed keeping in mind the sporty nature of it, and the grab rail is no different, in sync with the overall appeal of a modern roadster.



REAR FOOTREST WITH MUFFLER HEAT PROTECTOR

Stories only get better with company, and this rear footrest with muffler heat protector gives added protection.

TUCK & ROLL SEAT

A comfortable seat is of the utmost importance to have on your story and the tuck and roll design is exactly what you need, providing superior cushioning to make your daily rides immensely smooth and comfortable.

RIDING POSITION

The riding position is crucial for every chapter of your story. Keeping that in mind, the Honda CB350RS has an aggressive yet comfortable riding stance.

SMOKED BLACK SPORTY FRONT & REAR FENDER


The sporty front and rear fender makes the motorcycle lighter, while the smoked black finish maintains the sporty look imbedded into its design.

FRONT FORK BOOTS

Going with the modern roadster look, the fork boots on the front suspension lend a truly rugged look to the motorcycle.

SKID PLATE

The skid plate provides extra protection for the engine as you effortlessly ride through your story.





**CB350
RS**

LIVE AN ADVANCED STORY

POWERFUL 350cc ENGINE

It is impossible to decide where your story would take you, but how you get there is up to you. This is where the powerful 350cc Air-cooled, 4 Stroke OHC single cylinder engine from Honda comes in. It provides smooth acceleration without vibration across the rpm band, ensuring a smooth ride wherever your destination is.

ASSIST AND SLIPPER CLUTCH

Whichever gear your story needs to run on, the assist and slipper clutch helps you shift seamlessly. The assist function makes sure that the clutch lever has lesser load, and the slipper function reduces unpleasant shocks caused by sudden engine braking when downshifting. This ensures less fatigue and more comfort during a variety of rides that involve frequent shifting.

MAIN SHAFT COAXIAL BALANCER

Honda CB350RS uses a weight that has been added on the main shaft located in the rear of cylinder to balance the position and mass with the balancer shaft located in the front of the cylinder to eliminate vibrations.



ROARING EXHAUST NOTE

The exhaust system carries a large tail pipe of 45mm to optimize balance with muffler capacity, producing a bold low-pitched sound. Also, a single one-chamber structure has been adopted in the expansion chamber, giving sharpness to the sound of the exhaust. It emits a rich exhaust note with a lot of thump.

The muffler looks stunning in a smoked black colour with chrome accents, which are on a double layer structure that helps in preventing thermal discoloration, while providing a long life to the overall visual appeal of the motorcycle.



CB350
RS

DUAL CHANNEL ABS

Stay in control no matter where your story takes you with the Dual Channel ABS on this motorcycle. It prevents wheels from locking up when brakes are applied in an emergency situation or on slippery roads, helping you keep the motorcycle in control at all times.

CB350
RS



Honda SELECTABLE TORQUE CONTROL (HSTC)

The Honda CB350RS is equipped with Honda Selectable Torque Control (HSTC) that supports the mitigation of rear wheel slip caused by abrupt throttle grip operations, providing you a sense of security while riding in different conditions. There is also an option to turn the system off with a simple button.

DISTANCE TO EMPTY

It displays the distance the motorcycle can travel with the fuel that is remaining in the tank.

AVERAGE MILEAGE

It displays average mileage based on riding pattern and conditions.

REAL TIME MILEAGE

It displays live fuel efficiency.

SIDE STAND WITH ENGINE INHIBITOR

A glance on your meter is all it takes to see if the side stand is engaged. Additionally, the inhibitor function doesn't let the engine start when the stand is engaged.

ADVANCED DIGITAL ANALOGUE METER

Honda CB350RS sports an instrument panel that is both heritage-inspired as well as advanced, delivering all the intelligent information you need to go further in your story. Its display is integrated with all the necessary information such as Honda Selectable Torque Control (HSTC), Dual Channel ABS, side stand indicator, mileage indicators, gear position indicator and distance to empty indicator. The display brightness can be manually adjusted as per convenience up to 5 levels.

GEAR POSITION INDICATOR

Gear position indicator provides you information about which gear you are riding in, greatly increasing the convenience to choose the appropriate gear.

BATTERY VOLTAGE METER

You don't need to worry about the battery drain anymore, just one look at the meter will give the battery voltage information of your bike.

**CB350
RS**

COMFORT TO LIVE YOUR STORY

HALF-DUPLEX CRADLE FRAME

The half-duplex cradle frame in steel pipe is used for a soft steering feel. The load allocated to the front is optimized by mounting the engine at low position to lower the centre of gravity, which immensely impacts the overall riding feel and manoeuvrability/handling of the motorcycle.



ENGINE START/STOP SWITCH

The Honda CB350RS is equipped with an engine start/stop switch for added convenience. All it takes is a flick of the switch for you to pause or restart your story.



HAZARD SWITCH

The hazard switch engages both the indicator lights, an important safety feature for emergency stops and low visibility conditions.



WIDER REAR 150/70-17 PATTERN TYRE

The wider rear pattern tyre provides the motorcycle with a lowered rear stance, excellent riding stability on uneven roads and an improved overall grip.

TECHNICAL SPECIFICATIONS⁺

BODY DIMENSIONS

Length	2171mm
Width	804mm
Height	1097mm
Wheel Base	1441mm
Ground Clearance	168mm
Kerb Weight	179Kg
Seat Length	640mm
Seat Height	800mm
Fuel Tank Capacity	15L

TRANSMISSION

Clutch Type	Multiplate Wet Clutch
No. of Gears	5

FRAME & SUSPENSION

Frame Type	Half-Duplex Cradle
Front Suspension	Telescopic
Rear Suspension	Twin-Hydraulic

ENGINE

Type	4 Stroke, SI, BS-VI Engine
Displacement	348.36cc
Max Net Power	15.5kW @ 5500 rpm
Max Net Torque	30N-m @ 3000 rpm
Fuel System	PGM-FI
Bore x Stroke	70.0 X 90.519mm
Compression Ratio	9.5:1
Starting Method	Self

ELECTRICALS

Battery	12V, 6.0 Ah
Headlamp	LED, DC

TYRES & BRAKES

Braking System	Dual Channel ABS
Tyre Size & Type (Front)	100/90-19M/C 57H
Tyre Size & Type (Rear)	150/70-17M/C 69H
Brake Type & Size (Front)	Disc-310mm
Brake Type & Size (Rear)	Disc-240mm



ROADSIDE ASSISTANCE



Other Honda Shield Products**
Annual Maintenance Contract
Road Side Assistance
Engine Health Assurance

COLOURS

BLACK WITH PEARL SPORTS YELLOW



RADIANT RED METALLIC



⁺The technical specifications and design of the vehicle may vary according to the requirements and conditions without any notice • The Honda CB350RS meets Bharat Stage VI norms • Product shown in the picture may vary from actual product available in the market • ^{**}Conditions apply • ^{*}Creative visualisation.

Honda BigWing

—EXCITES THE WORLD—

Honda Motorcycle and Scooter India Pvt. Ltd.,

Registered Office: Commercial Complex II, Sector - 49-50, Golf Course Extension Road, Gurugram - 122018 (Haryana), India

Customer Care: customercare@honda2wheelersindia.com **Website:** www.hondabigwing.in

Follow us on:



Honda BigWing India



BigWingIndia